

After registering, permissible challengers need to let their constituents and stakeholders know about the tool so they can begin to submit speed test data. Public outreach to encourage the use of the Speed Test Tool will be the responsibility of the permissible challenger.

Permissible Challengers should engage with their stakeholders and encourage them to use the Speed Test Tool for the purpose of providing useable data as evidence for a Challenge.

Accessing the Tool

The tool can be accessed from the ARConnect website homepage.



The new and improved
**Arkansas State
Broadband Office
speed test is now
available!**

Let's verify your internet speed.

[Start the Test](#)

[Learn More →](#)

The banner features a scenic landscape of a river at sunset, framed by a red outline of the state of Arkansas.

Using the Tool

The tool is easy to use, simply work through the series of steps that are presented. The first two steps ask the user for some basic identifying information; their address and name.


Before We Begin...

Your location is required to help Arkansas get better internet. Please enter your address below. It will not be shared with the public.

If you are reporting that you have no internet at home from a different location, enter in your home address and select the option below.

I do not have internet service at this address

1311 Rebsamen Park Rd, Little Rock, AR 72202, USA

Current Location 

Next

Before We Begin...

Hover over underlined terms for additional information.

1 2 3 4 5 6 7

What is your name?

John Q Public

Next, the user is asked to attest that the information they are providing is true and accurate.

Before We Begin...

Hover over underlined terms for additional information.

1 2 3 4 5 6 7

Attestation: I certify to the best of my knowledge and belief that the information I will provide in the completion of this performance test and survey is true, complete, accurate, and up-to-date.

Yes No

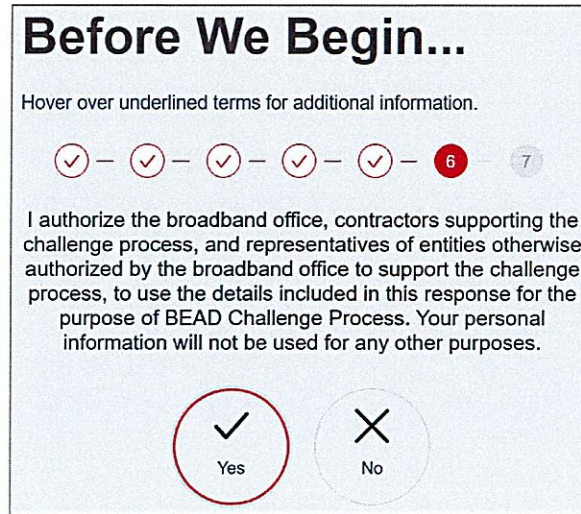
Next, the user is prompted to answer some questions regarding their connection to the internet.



The image shows three sequential screenshots of a questionnaire titled "Before We Begin...".

- Step 3:** "How are you connected to the Internet? A wired connection is preferred." It features two radio button options: "Wired" (selected) and "WiFi". A checkbox at the bottom is checked and labeled "I am as close as possible to my Wi-Fi router".
- Step 4:** "Are you connected to a VPN? If so, please disconnect. If you are unsure, select No." It features two radio button options: "Yes" and "No" (selected).
- Step 5:** "Provide the advertised speeds of your current internet plan:" It contains two input fields: "Download Speed (in Mbps): 100" and "Upload Speed (in Mbps): 20".

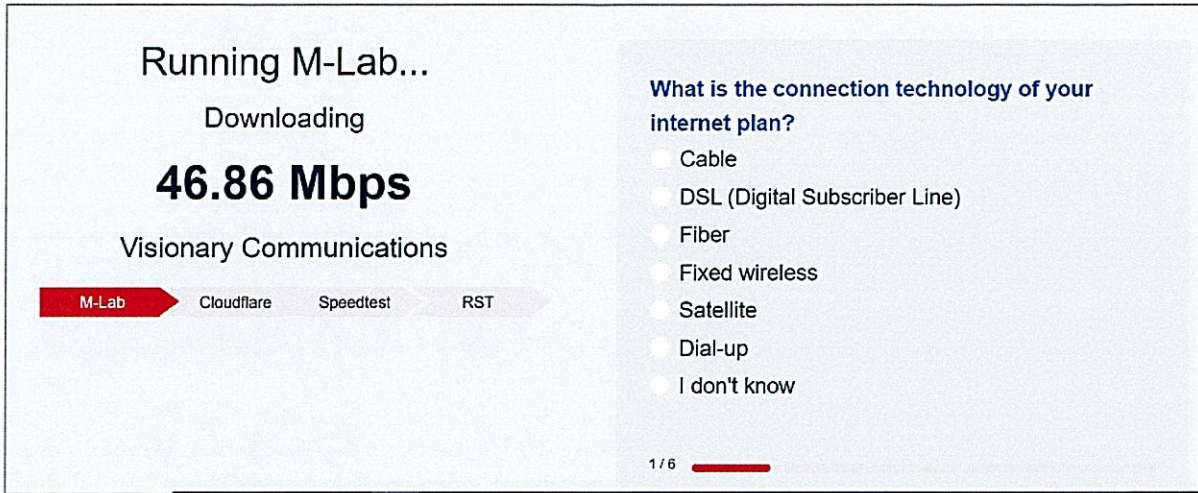
In order to respect the user's privacy, they must authorize ARConnect and its partners to utilize their data to support the challenge process.



The image shows a screenshot of a questionnaire titled "Before We Begin...".

- Step 6:** "I authorize the broadband office, contractors supporting the challenge process, and representatives of entities otherwise authorized by the broadband office to support the challenge process, to use the details included in this response for the purpose of BEAD Challenge Process. Your personal information will not be used for any other purposes." It features two radio button options: "Yes" (selected) and "No".

Once all 7 “Before We Begin” steps have been completed, the speed test will begin to run. The speed test runs in the left side of the page, and on the right side there are survey questions for the user to answer.



Running M-Lab...
Downloading
46.86 Mbps
Visionary Communications

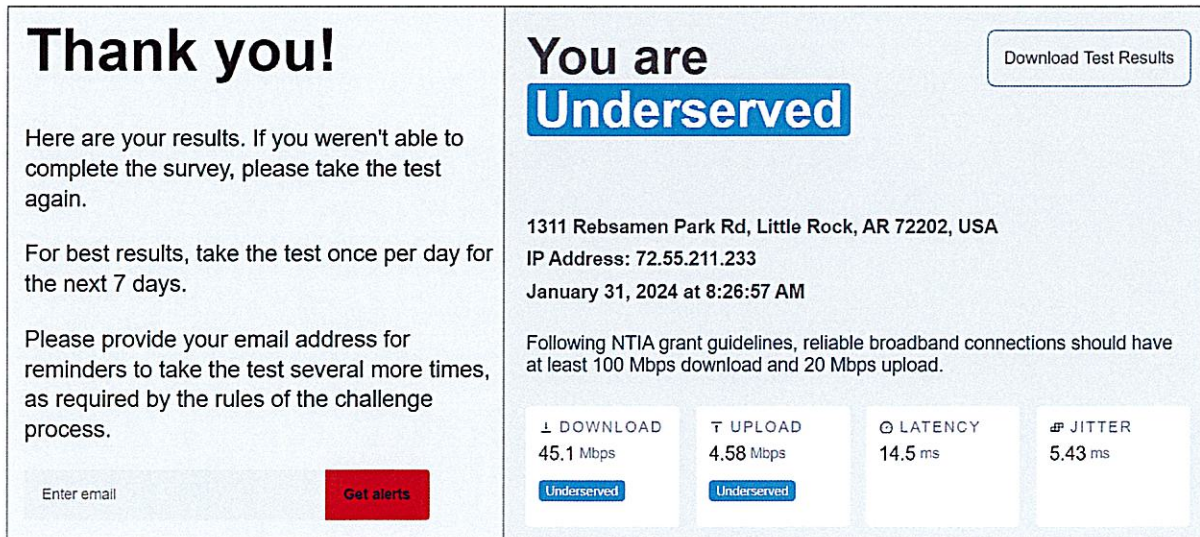
M-Lab Cloudflare Speedtest RST

What is the connection technology of your internet plan?

- Cable
- DSL (Digital Subscriber Line)
- Fiber
- Fixed wireless
- Satellite
- Dial-up
- I don't know

1 / 6

When the speed test finishes, the results are displayed for the user.



Thank you!

Here are your results. If you weren't able to complete the survey, please take the test again.

For best results, take the test once per day for the next 7 days.

Please provide your email address for reminders to take the test several more times, as required by the rules of the challenge process.

Enter email [Get alerts](#)

You are Underserved

[Download Test Results](#)

1311 Rebsamen Park Rd, Little Rock, AR 72202, USA
IP Address: 72.55.211.233
January 31, 2024 at 8:26:57 AM

Following NTIA grant guidelines, reliable broadband connections should have at least 100 Mbps download and 20 Mbps upload.

↓ DOWNLOAD	↑ UPLOAD	⊙ LATENCY	# JITTER
45.1 Mbps	4.58 Mbps	14.5 ms	5.43 ms
Underserved	Underserved		

After the Speed Test

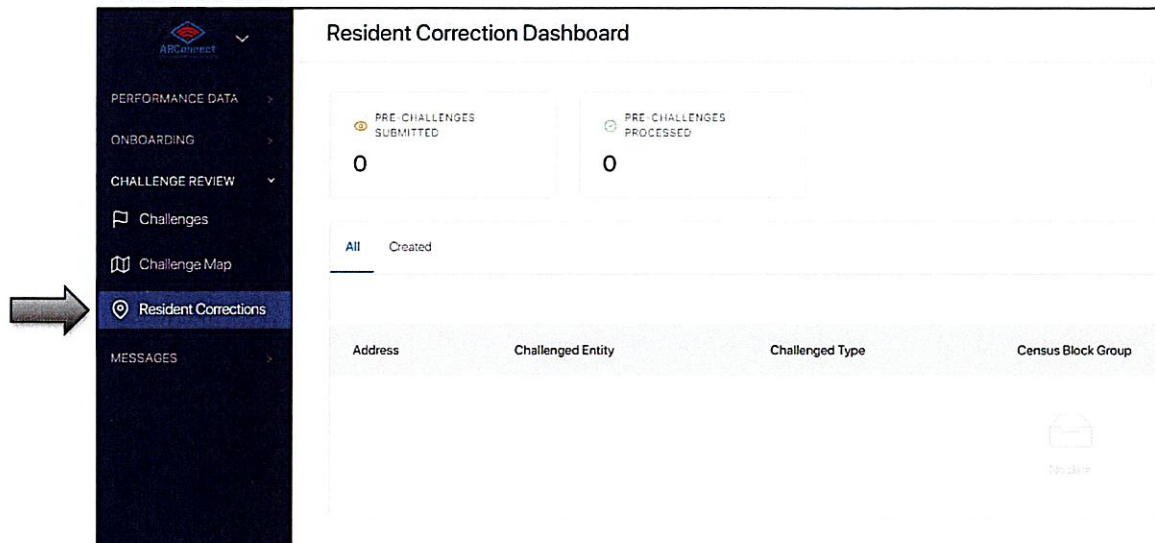
Multiple Speed Test Requirement: In order to meet the evidentiary requirements of a challenge, the NTIA requires three (3) separate speed tests to be done on 3 different days. For permissible challengers who are seeking to collect data from the public to submit BEAD challenges, it is **very important** that public users take the speed test at least three times. Otherwise, the data will not be able to be used to submit BEAD challenges (Per federal guidelines from the NTIA).

The first time a user takes the speed test, they will be prompted to enter their email address. They will receive emailed reminders to take the speed test multiple times in the following days.

It is very important that public users take the speed test at least three times. Otherwise, the data will not be able to be used to submit BEAD challenges (Per federal guidelines from the NTIA)

How Permissible Challengers Can Acquire the Speed Test Data and Submit BEAD Challenges:

During the registration process, individuals who are authorized to submit challenges on behalf of residents will have access to a dashboard called “**Resident Corrections**” containing publicly submitted speed test data. These authorized individuals will be able to view speed test data from the specific area of interest they selected during registration. They should carefully review each speed test record and decide whether or not to submit that record as a challenge on behalf of the resident who submitted the speed test data.



Note that only speed test data that qualifies as an acceptable challenge will be shown this dashboard. If a member of the public fails to take the speed test at least 3 times, their data will not



be shown in the dashboard. If a member of the public takes a speed test and the speed test indicates that their internet speeds are not low enough to qualify for BEAD funding (less than 100 mbps / 20 mbps), their data will not be shown in the dashboard.

In order to submit the public speed test data as an official BEAD challenge, permissible challengers can select the speed test data record and follow the on-screen instructions to finish the challenge submission process.